

# CLEAN & GREEN

## SPRING NEWSLETTER

### Composting & its benefits

In a visual map!

pg 3



*Special Edition!*

### Cherry Blossoms

Gardening guide for these Spring blooms!

pg 6

How to use  
**COMPOST SOIL**  
in your garden?

pg 4

**Greeny Bunch  
are back!**

Must See... pg 7

**WANT A BUTTERFLY-FRIENDLY  
GARDEN THIS SPRING?**

Learn how.... pg 5

Clean & Green Organics  
**SPRING SOIL SALE!**

Call 0434 208 513  
to order today!

**YOUR MUST HAVE  
SPRING PLANTING GUIDE**

Read more... pg 8

# Contents



Written & Produced by Gabby Mastroianni  
Published by Clean & Green Organics Pty Ltd

**Vol. 1, No.3, Spring 2020**  
Released 24th August 2020

## FEATURES:

Contents Page

Think Composting

*Composting Benefits and Restoration..... 3*

What Can I do with my Soil?

*How to use your soil this gardening season..... 4*

*Clean & Green Soil Products Spring Sale..... 4*

Attracting Butterflies

*Which plants attract butterflies and why?..... 5*

What are Double Flowers?

*Difference between double and single flowers..... 5*

Cherry Blossoms: The Symbol of Spring

*Tree facts and planting tips..... 6*

Spring Planting: Fruit & Veggies Edition

*What to plant in your garden this Spring..... 8*

Bindis

*How to Avoid them Growing in your garden..... 8*

The Greeny Bunch

*Teaching kids about Spring Gardening..... 9*

Source & Article References..... 10



Check out **Clean & Green Recycling** website to discover more information about Clean & Green services, news and special offers!

[www.cleangreenrecycling.com.au](http://www.cleangreenrecycling.com.au)



# Think Composting

Composting has a number of benefits to our environment, our communities & even our economy!

Recycling organic wastes into highly fertile, reusable compost soils means we are creating a more sustainable society and preserving the world of the future too! *Clean & Green Organics* make composting our purpose!

Composting organics cleans the air & environment.

Whereas, organics in landfill releases toxic methane gases into the atmosphere.



Compost soil aids reforestation... and restores wetlands... and enables wildlife to flourish.



Eliminates need for pesticides.

Composting generates fertile & high-nutrient soil for healthy plant & crop growth.

Composting supports micro-organism life & carbon sequestration.





## What can I do with **MY SOIL?**

The Spring season has finally arrived & gardening is in full swing! But where do I start?

### **MAKE YOUR GRASS GREENER**

You can make the grass greener in your yard simply by aerating your soil! Grab a garden fork and away you go! Aerating your soil can help prevent your soil becoming compact and dry and prone to nasty bindis!

For optimal and immediate results, add Clean & Green soil conditioner to your grass after aerating to maximise soil nutrient intake and regulate pH levels. This is guaranteed to make your grass greener!

### **PLANT ANYTHING!**

Spring time is the perfect time to plant absolutely

anything you want because the soil moisture is high and the heat is low.

Adding Clean & Green soil conditioner to your plants will provide essential nutrients for healthy plant growth!

### **TOP UP WITH FERTILISER**

Clean & Green soil conditioners are made from high quality compost soils and benefit as great garden fertilisers!

Top up existing soils with Clean & Green soil conditioner to revitalise tired soils and boost your garden with essential nutrients and micro-organisms!

# Spring Soil Sale!

**Clean & Green Organics Soil Conditioners are 100% Australian made and owned, created using only organic ingredients from recycled organic composts.**

*Clean & Green soils* are high quality soil conditioners, fertilisers and compost solutions for all gardening needs. With proven results, *Clean & Green soils* are bursting with essential nutrients necessary for healthy plant growth and fertile soil. All soil products are pH balanced, retain soil moisture and integrity and contain micro-organisms necessary for healthy garden life.



**For enquiries or soil orders:**

**Call 0434 208 513**

**Visit [www.cleangreenrecycling.com.au](http://www.cleangreenrecycling.com.au)**

**for more information about products & services.**



# Attracting Butterflies

*Certain types of plants and flowers attract butterflies, the trick is knowing which ones...*

Butterflies need sugary flower nectar to give them fuel to fly around.

Growing a wide-range of nectar-rich plants will attract the most amount of butterflies in your garden.

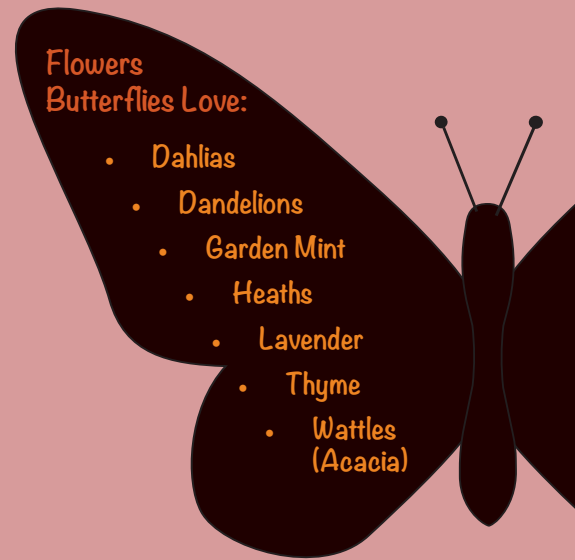
Weeds are unattractive to humans, but very attractive to butterflies.

Sometimes hatching butterfly eggs can damage host plants, so keep a watch out for your plant if this happens!

Never spray pesticides onto plants or flowers because this can kill butterflies, bees and even the plant!

## Flowers Butterflies Love:

- Dahlias
- Dandelions
- Garden Mint
- Heaths
- Lavender
- Thyme
- Wattles (Acacia)



## What are Double Flowers?

**H**ave you ever seen a fluffy flower before? Or a flower that looks more rounded than usual?

These flowers have many layers of petals and are known as *Double Flowers*.

**How are Single Flowers different?**

*Single Flowers* usually have a visible centre and one layer of petals. This centre contains stamens and carpels (the reproductive parts of a flower).

Double flowers are formed by spontaneous mutation.

They lack the reproductive parts of single flowers and do not have any nectar or pollen - nothing to attract insects to visit them and enable them to reproduce.

Double flowers can only reproduce artificially by cuttings, division and micropropagation.

However, their beauty puts their kind in high demand therefore enabling them to survive.





# Cherry Blossoms

## The symbol of Spring

*When those cherry pink flowers bloom, you know Spring time is here!*

The Cherry Blossom tree marks the start of the new season, blooming for only a few weeks at the start of Spring time.

Have you ever looked at a picture of Mount Fuji in Japan and noticed the beautiful pink trees around the mountain? These are the lovely cherry blossom trees!

Cherry Blossoms are native to Japan, however grow well in dry or mountain climates anywhere around the world. Even Australia!

COVID doesn't give us the opportunity to see these blooms overseas, but

fortunately you don't have to! The Cherry Cottage in the Blue Mountains has a beautiful display of cherry blossoms for you to see at the start of the Spring season. So if you are keen for a road trip, visit the Blue Mountains in Sydney!

Alternatively, planting your own cherry blossom tree in your home garden is no drama at all!

*In fact it's pretty easy!*

These hardy blossoms can tolerate the heat to sub-zero temperatures and are low maintenance trees.

Just make sure your cherry blossom tree has deep, well drained soil, shelter from burning heat or gusty winds, and lots of room to grow and you are good to go!

Cherry Blossoms make for great hedges as they can grow up to 5m tall or make for beautiful garden features, littering your yard with a lovely pink carpet that is sweetly scented!

Yes, Cherry Blossoms can be used as sweet refreshing perfume fragrances and are edible, mainly used to make sweet teas or as dessert garnishes.

Planting this Spring will mean your garden will be blooming pink by next Spring time!

So if you are keen to plant a cherry blossom tree in your garden you'll need some seeds, some gardening gloves and some *Clean & Green Organics soil conditioner\** and you are ready to plant!

»\*For Clean & Green soils **Call 0434 208 513.**

## Cherry Blossoms *love*

1. Well drained soil
2. Deep, nutritious soil
3. Sunny spot with shelter from winds
4. Mountain or dry climates



## Cherry Blossoms *Hate*

1. Waterlogged soil
2. Hot humid climates
3. Gusty Winds

## Did you know?

- **Cherry Blossoms can have anywhere between 5 to 300 petals per flower!**
- **Most common colours for cherry blossom flowers are white, soft pink and deep pink.**
- **Cherry blossoms smell sweet and can be used as fragrance.**
- **The cherry blossom petals are edible.**
- **The blooming season only lasts about 2-3 weeks at the start of Spring!**



## Planting Tips:

1. Cherry Blossoms require nutritious and moist soil that is well-drained.
2. They grow best in soil that is deep and slightly acidic.
3. Cherry Blossom roots are sensitive to the cold. Ensure there are no gaps in soil that could let in cold air.
4. Coat soil with mulch to trap heat and moisture in the soil.

## Clean & Green Organics Soil Conditioners

Australian soil products made to the highest quality using organic recycled ingredients.

Clean & Green soils are flourishing with micro-organisms and nutrients essential for healthy plant growth, with proven results!

**Call 0434 208 513 today to order your soil this Spring!**



# Spring Planting

## Fruits & Veggies Edition

**Spring season is the best time** to plant your favourite fruits & vegetables! Don't know what to plant though? We've prepared a guide with some fruits & veggies that are best to plant this year!

### Plant in Warmer Areas of your Garden

In your garden where you see the most amount of sunshine is best to plant this selection.

These fruits and veggies love warm soil and sunshine. However don't forget these plants needs watering too!

- Avocado
- Passionfruit
- Apples
- Banana
- Capsicum
- Beetroot
- Tomatoes
- Peas
- Parsley
- Mint
- Coriander

### Plant in Cooler Areas of your Garden

The areas in your garden that are cooler or partly shaded will be perfect.

These fruits and veggies still need sunshine, but not a lot of it! Keep them cooler and they will grow well.

- Strawberries
- Raspberries
- Onions
- Celery
- Spinach
- Lettuce
- Cucumber
- Basil
- Oregano
- Thyme
- Potatoes



# BINDIS

## How to Avoid them Growing in Your Garden!

**Sick of annoying, painful bindis littering your grass and dampening your summer fun?**

**Fret no more!**

Spring time is the best time to get rid of bindis before the summer months set in and we've got the gardening hacks you need to avoid these and other weeds from sprouting in your garden!

### WHY DO BINDIS APPEAR?

When your soil is too compact and not aerated enough, or when your

soil is undernourished, or when your soil is too acidic; these can all lead to bindi growth!

### SO HOW CAN I AVOID BINDIS?

During your gardening spruce this Spring time, make sure you aerate your soil thoroughly using a garden fork and fertilise your soil with high quality and high nutrient fertiliser to ensure your soil is well-nourished.

*Clean & Green soil products* are 100% Australian made, organic and bursting with essential nutrients necessary for healthy soils and

plant growth. *Clean & Green soil conditioners* retain moisture in the soil and are pH neutralisers, ensuring you have lush green bindi-free grass!

### HOW DO I REMOVE BINDIS?

Make sure you pull out the entire weed - roots and all! If the weed has seeds pour boiling water over the top to control infestation.

Weed killers work too, but the chemicals can damage the soil underneath so leave a week before aerating the soil.



# The Greeny Bunch

Giving us tips & tricks for our Spring gardening!


## Avocados

- Easy to grow!
- Use avocado seed to sprout your own tree.
- Need full sun and well-drained soil.
- C&G Soil Conditioners are best!
- Hate strong winds.
- Water regularly.



## Peas

- Peas fix soil nitrogen which helps other plants grow well.
- Peas grow throughout winter & mature by next Spring.
- Peas need full sun, well-drained soil, & lots of soil nutrients!
- Soil Conditioner is best!



## Apples

- Need full sunshine!
- Need moist, well-drained soil to grow.
- Dig deep!
- Needs high nutrients: use compost soils!
- Best time to prune is early Spring.
- Water regularly.




## Strawberries

- Need a cool place to grow that also gets some warm sunshine.
- Needs high nutrient soil, like compost soil!
- Need good air flow but not strong winds.
- Best planted in pots or hanging baskets.




## Cucumbers

- Needs warm sun & air but prefers the shade.
- Are vines and need a place to climb - a fence will do!
- Need well-drained soil, and grows best in C&G Soil Conditioner.
- Water in the morning & aim at the root only.




## Tomatoes

- Full sun is best!
- Need deep soil.
- Soil Conditioner is best to regulate pH levels.
- Water regularly, but don't over do it!
- Pick while firm and still a little green.



## Passionfruit

- Needs full sunshine.
- Hates the wind!
- Are vines & need space to climb!
- Well-drained, organic Soil Conditioner is best!
- Water regularly!
- Needs a year before good crops grow!



## Celery

- Very particular plant.
- Needs warm sunshine but in a shady spot outdoors.
- Water regularly.
- Needs rich soil and lots of nutrients - Soil Conditioner is best!
- Plant mid- Spring.



**REFERENCES:**

Barter, G., 2017, How do worms work?: A gardener’s collection of curious questions and astonishing answers, edn. 1: ( 71, 211) Hachette Australia, Sydney.

Bunnings, 2020, Spring Gardening Tips and Ideas, available at: <https://www.bunnings.com.au/diy-advice/garden/garden-planning-and-projects/spring-gardening-tips-and-ideas>

Dalziel, L., 2018, How to Grow an Avocado: Growing an Avocado Tree, *Better Homes & Gardens*, available at: <https://www.bhg.com.au/how-to-grow-an-avocado-tree>

Editors, 2020, Growing Peas: Planting, Growing & Harvesting Pea Plants, *The Old Farmer’s Almanac*, available at: <https://www.almanac.com/plant/peas>

EPA, 2020, Reducing the Impact of Wasted Food by Feeding the Soil and Composting, available at: <https://www.epa.gov/sustainable-management-food/reducing-impact-wasted-food-feeding-soil-and-composting>

Gardenia, 2020, Which Flowering Cherry Tree for My Garden?, *Gardenia*, available at: <https://www.gardenia.net/guide/which-flowering-cherry-tree-for-my-garden>

Gowen, Z., 2020, 14 Things to Know about Cherry Blossoms, *Southern Living*, available at: <https://www.southernliving.com/garden/trees/cherry-blossom-tree>

[no author], 2020, Skip the Apple Orchards and Grow your Own Apples!, *Better Homes & Gardens*, available at: <https://www.bhg.com/gardening/vegetable/fruit/grow-your-own-apples/>

Rhoades, H., 2020, Tips on How to Grow Celery, *Gardening Know How*, blog post, available at: <https://www.gardeningknowhow.com/edible/vegetables/celery/tips-on-how-to-grow-celery.htm>

<sup>1</sup> Tuton, H., 2020, Cucumbers, *Sustainable Gardening Australia*, available at: <https://www.sgaonline.org.au/cucumbers/>

<sup>2</sup> Tuton, H., 2020, Strawberries, *Sustainable Gardening Australia*, available at: <https://www.sgaonline.org.au/strawberries/>

<sup>3</sup> Tuton, H., 2020, Tomatoes, *Sustainable Gardening Australia*, available at: <https://www.sgaonline.org.au/tomatoes/>

Williamson, L., 2020, How to Grow Passionfruit, *Better Homes & Gardens*, available at: <https://www.bhg.com.au/passionfruit-vine-how-to-grow-passionfruit>

Check out **Clean & Green Recycling** website to discover more information about Clean & Green services, news and special offers!  
[www.cleangreenrecycling.com.au](http://www.cleangreenrecycling.com.au)



**Clean & Green Newsletter** editions are released seasonally. For more information about **Clean & Green** news check out our website: [www.cleangreenrecycling.com.au](http://www.cleangreenrecycling.com.au)