

CLEAN & GREEN

SUMMER NEWSLETTER

Check out the
**CLEAN & GREEN
SITE GARDEN!**

pg 7

Special Edition!

Christmas

**Gift Guide, Editor's
season greeting,
photos & more!**

pg 9

How to fix
SOIL PROBLEMS
in your garden

pg 4

**Sustainability
this Summer!**

Top 10 tips!

pg 3

Clean & Green Organics
SUMMER SOIL SALE!

Call 0434 208 513
to order today!

Summer Foods

What's in season
& Ready to harvest!

pg 8



Contents



Written & Produced by Gabby Mastroianni
Published by Clean & Green Organics Pty Ltd

Vol.1, No.4, Summer 2020
Released 30th November 2020

FEATURES:

Contents Page

Think Sustainability

10 ways to be more sustainable this summer..... 3

What's up with my Soil?

Common soil problems & solutions..... 4

The Scent of Herbs

How to grow scented herbs in your garden?..... 5

Lavender Spotlight..... 5

C&G Soil Conditioner..... 5

Summer Gardening

Planting & maintaining summer blooms..... 6

Clean & Green Site Garden

Clean & Green Site Garden Success..... 7

Summer Lovin' Foods

Guide to summer fruits & veggies 8

Christmas Special

Editor's Christmas message..... 9

Gift Ideas..... 10

Source & Article References..... 11



Check out **Clean & Green Recycling** website to discover more information about Clean & Green services, news and special offers!

www.cleangreenrecycling.com.au

Think Sustainability

10 ways to be more sustainable in your home this Summer!

1 Grow your own veggies to save money!

Using Clean & Green Soil Conditioner can have your seedlings sprouting in just a few weeks*!




2 Ride your bike to the beach or pool & save fuel!

2



3



3 Let there be natural light!

Save on electricity and open the blinds to let the natural light inside.


5 Stay Hydrated

And use reusable water bottles!




4 Sun Dry

Hang clothes on the line - the sun will dry them faster & save you money!



6 Say NO to plastic!

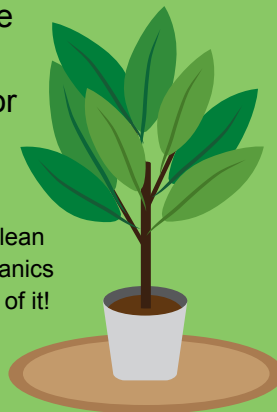
Use reusable cutlery at your summer bbq to avoid plastic waste in landfill.



7 Get some indoor plants!


Purify the air in your home naturally with indoor plants!

Need soil? Clean & Green Organics have got lots of it!



8 Use a Water Irrigation System

It will save Australia's precious water & your money and time!



10 Plant natives in your garden!

Aussie natives use less water than other plants & they look spectacular!



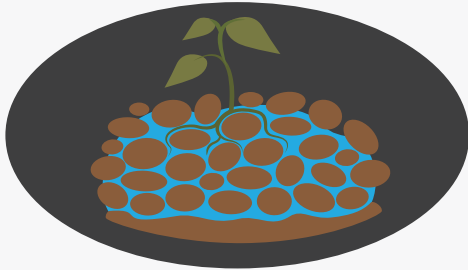
9 Make a breezy change!

Open a window & let the natural summer breezes cool you down (and save a little electricity while you're at it!)



WHAT'S UP WITH MY SOIL!?

AND WHAT CAN I DO TO FIX MY SOIL ISSUES?



1. WATERLOGGING

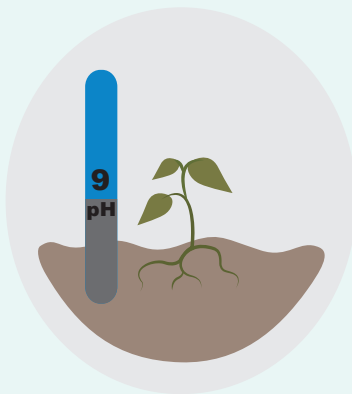
Waterlogging restricts oxygen to roots, causing anaerobic conditions to prevail. This damages plant growth as plant essentially drowns in too much water.

SOLUTION:
C&G SOIL
CONDITIONER

Organic matter will open soil & encourage worms to create drainage channels.

3. CLAY

When pH levels in soil rise above 7 they are deemed alkaline or 'clay.' Clay soil depletes iron levels & reduces amount of oxygen to roots. It can also cause waterlogging.



SOLUTION:

C&G SOIL CONDITIONER


Adding lots of organic matter will bind the clay into crumbly soil, improving soil structure & adding nutrients to soil.

2. ACIDITY

When pH levels dip below 7 they are deemed acidic. When soil is too acidic it can deplete plant nutrients, like Phosphorus, & increase some to toxic levels.

SOLUTION:
C&G SOIL CONDITIONER

Soil conditioner will balance acidic pH levels in the soil to a neutral level.



4. DRY

Occurs when there is a lack of moisture in the soil, which harms plant growth as micro-organisms disappear & soil can become compact.

SOLUTION:

C&G SOIL CONDITIONER

Organic matter has a high moisture content & will keep microbes in the soil.



6. MALNUTRITION

Plant malnutrition is due to a number of different factors. However, a common factor is from a lack of nutrients, including Nitrogen & Phosphorus in the soil for plants & roots to feed off.

SOLUTION:

C&G SOIL CONDITIONER


Organic matter in soil conditioner is high in micro-organisms & nutrients essential for healthy plant growth.

5. COMPACT

Soil compaction is when soil particles are pressed together, reducing air space & restricting plant growth & its access to water.

SOLUTION:
C&G GARDEN MIX

Aerate compact soil with a fork, or apply new soil with great aeration & some sandy texture to ensure oxygen will reach roots.



C&G SOIL CONDITIONER

Clean & Green (C&G) Soil Conditioners are high-quality organic soil solutions made from 100% recycled organic materials.

C&G Soil Conditioners are created using thermophilic composting processes and as a result are rich in necessary nutrients essential for healthy plant growth.

C&G Soil Conditioners improve soil structures and fertility and ensure the soil is aerated, well-drained and pH balanced. Its high, dense organic matter means soils are bursting with micro-organisms and minerals, including Nitrogen and Phosphorus, which propagate and encourage plant development and growth.

All products are 100% Australian made. Clean & Green Organics are an Australian business located in Bringelly. All soils are odorless and child/pet safe.

To order visit our website at www.cleangreenrecycling.com.au or call **0434 208 513**



The scent of herbs

Ever wondered why herbs smell so good?

Although we enjoy the smell of a fresh herb garden, these scents are created by the plant to protect itself.

Herb plants undergo a complex biochemical process to create compound molecules which results in a scent.

Its scent is its protective mechanism to deter harmful insects from destroying the plant, much like an insecticide.

How can I make my herbs smell good?

Herb plants don't like to be pampered! They need to be worked hard and earn their smell!

By spoiling these plants with lots of water and fertiliser, and

removing the threat of insects they won't produce any smell and its taste will be quite bland.

Instead give your herb garden a hard life - less watering and harsh sunlight - and this will encourage them to work harder; thus producing an amazing and strong scent and delicious flavour! The summer season makes for perfect herb-growing conditions!

Plants that survive best in these conditions are Rosemary, Peppermint, Sage, Basil, Wild thyme, Lavender and Mint.

Lavender Plants

Lavender plants create their own oils which protect them from damaging heat and light.

As a result, these essential oils produced create an amazing scent that can be used for medicinal, balm and beauty purposes.



Summer Gardening



Summer is all about maintenance & late bloomers!


Watch your garden come to life with bright colours, insects & lots of foliage! A picturesque beauty!

Time to grab the clippers, gloves & watering can and give your garden some tender loving care maintenance! Look after your existing blooms and plant some more!



Frangipani

The symbol of summer! With its sweet fragrance and beautiful pink, yellow & white colours, these flowers love the heat & sunshine months!



Hibiscus

With its dramatic & many bright colours, these tropical blooms love fertile, well-drained & slightly acidic soil and lots of sunshine!

Hydrangea

Easy to grow & looks great in pots! Its colourful blooms are determined by the pH levels in the soil - so mix it up & try all the colours!



Gardenia

These scented & elegant blooms need acidic soil & lots of sun & water. They often grow best in pots!



Agapanthus

Purple or white, these summer blooms can handle the dry Aussie heat! Plant them in the sun or shade, doesn't matter!




Lavender

An all year round flower that looks best in a summer garden! These scented bunches grow in dry or wet conditions & love lots of company - so plant lots of them together!



Sunflower

The flower of summer needs good drainage & lots of sunshine to grow! They grow best in warm temperate regions. Its bright yellow glow is hard to miss!



Clean & Green Site Garden

The Clean & Green team are planting in our own veggie garden on site! With major success!

Using **Clean & Green Soil Conditioner**, made on site from 100% organic recycled materials, our team put on the gardening gloves and got planting over the Spring season!

Growing a variety of yummy veggies and fruits, within weeks we had ready-to-eat produce, including baby spinach leaves, cos lettuce and juicy strawberries!

Our hard-working team proudly work together to nurture and maintain our garden, which rewards us all with fresh produce to take home to enjoy with our families!

Beetroot



DAY 1: SEPTEMBER 1, 2020

SEPTEMBER 18, 2020

OCTOBER 23, 2020

Broccoli



DAY 1: SEPTEMBER 1, 2020

SEPTEMBER 25, 2020

OCTOBER 19, 2020

Cos lettuce



SEPTEMBER 25, 2020

Strawberry



OCTOBER 12, 2020

Tomato




OCTOBER 23, 2020

Peachy Peaches

When you eat peaches, you think of summer! They need well-drained, nutrient dense soil, full sun and frequent watering! Keep the pip to replant seed in your garden!

Great for any summer dish, dessert or drink!



Wacky Watermelon


That cool crunchy sugar hit you need on a hot summer's day by the pool! Watermelons bring out the summer in us all!

They need full sun, nutrient-dense soil and room for their vines to tend. Watermelon plants do not like the cold or wind, in fact they can grow in near-drought conditions!

Marvellous Mango

The fruit of summer! Mangoes need full sun and shelter from the wind and cold. They need fertile, well-drained soil to grow into big mango trees!

Delicious in smoothies, salads or as sweets!




Summer Lovin' Foods

Your Guide to Summer Fruits & Veggies

Cool Cucumbers

Easy to grow and loves the warm seasons. Give their vines room to tread. Water and nutrient dense soil is important! At their sweetest when young.

Great for a cool fresh salad!



Crunchy Corn

Sweet Corn grows large and fast, so make sure it has lots of water and nutrient-rich soil! Loves full sun, but needs shelter from the wind.

Warm corn on a cob with melted butter is the best summer snack!



Luscious Limes

The only citrus fruit that loves summer! They need full sun and nutrient-fertile soil. Pick when light green.

Great for a cool summer beverage or meal garnish!



Cheeky Cherries

Ready to harvest at the end of Spring. Cherries need well-drained, nutrient-fertile soil and a pH of 6.5, so C&G Soil Conditioner would be perfect! Store in the fridge for longer lasting freshness!

Great for a dessert treat or as a milkshake and sundae topping!



Clean & Green Organics wish you a Merry Christmas & thank you for reading Clean & Green newsletters this year!



Christmas Special

Despite all the chaos and change from Covid-19, we thank you for your ongoing support in reading our newsletters.

Staying positive and testing negative through 2020 has been so important! Supporting Australian businesses and industries brings us closer together this Christmas and will ensure our country can prosper and grow in the new year and beyond!

This Christmas stay safe and celebrate humbly at home with your close family and friends. Christmas might not be what it used to, but we can still make sure it's special!

Think of creative gift ideas to send via parcel to your friends and family. Try new cooking recipes using fruits, veg and herbs from your own garden. Perfect the ultimate Christmas tree and home decorations and post online. Facetime loved ones while unwrapping presents on Christmas morning.

Gift Ideas



Seedlings

For a friend or family member wanting to start their own veggie garden at home, buy seeds this Christmas to get them started!

A Plant

Whether for indoors or outdoors, potted plants make for beautiful decoration, natural air purifiers & a great xmas gift!



Xmas Hamper

Fill your hamper with fresh produce from your own veggie garden and your local farmer's market for that natural Aussie taste and to support Australian businesses this Christmas!



Where can I get these from?

- Weekend Farmer's Markets
- Bunnings
- Fresh Food Markets
- Nurseries
- Your own garden at home!



The Gift that keeps Giving!

C&G Soil Conditioner might seem like an odd Christmas present at first, but the gift of high-quality fertile soil means you and your family can enjoy fresh homegrown veggies or watch beautiful flowers blossom and bloom all year round (depending what you plant!)

Written & Produced by Gabby Mastroianni
Published by Clean & Green Organics Pty Ltd

Vol.1, No.4, Summer 2020

REFERENCES:

Barter, G., 2017, How do worms work?: A gardener's collection of curious questions and astonishing answers, edn. 1: (24-25) Hachette Australia, Sydney.

Bunnings, 2020, How to Plant, Grow and Harvest Watermelon, *Bunnings*, available at: <https://www.bunnings.com.au/diy-advice/garden/planting-and-growing/how-to-plant-grow-and-harvest-watermelon>

Engel, M., 2019, Tips for a Sustainable Summer, blog post, April 29 2019, available at: <https://sustainability.unl.edu/tips-sustainable-summer>

Organic Gardener, 2013, Cherry Charm, *ABC*, available at: <https://www.organicgardener.com.au/articles/cherry-charm>

Searles, 2020, 9 Best Vegetables to Plant for Summer Harvest, *Searles*, available at: <https://www.searlesgardening.com.au/best-vegetables-to-plant-for-summer-harvest>

Tara, 2011, 21 Simple Eco-Friendly Summer Tips, *Biofriendly Planet*, available at: <https://biofriendlyplanet.com/green-ideas/eco-friendly/21-simple-eco-friendly-summer-tips/>

Watson, M., 2020, Summer Fruits & Vegetables: Apples to Melons, *The Spruce Eats*, blog post, September 14 2020, available at: <https://www.thespruceeats.com/summer-fruits-and-vegetables-2217706>

Yates, 2020, How to Grow Mango, *Yates*, available at: <https://www.yates.com.au/plants/fruits-and-citrus/mango/how-to-grow-mango>

Yates, 2020, How to Grow Nectarines & peaches, *Yates*, available at: <https://www.yates.com.au/plants/fruits-and-citrus/nectarine-peach/how-to-grow-nectarine-peach>

Yates, 2020, How to Grow Limes, *Yates*, available at: <https://www.yates.com.au/plants/fruits-and-citrus/limes/how-to-grow-limes>

Check out **Clean & Green Recycling** website to discover more information about Clean & Green services, news and special offers!

www.cleangreenrecycling.com.au



Clean & Green Newsletter editions are released seasonally. For more information about **Clean & Green** news check out our website: www.cleangreenrecycling.com.au